

# The Washington Achievement Index



Sarah Rich, Policy Director  
Washington State Board of Education  
July 2012

# SBE Role

---



- ESHB 2261 (2009):
  - Create an Index that would complement and potentially replace to the federal accountability system.
  - Provide Index data for recognition of schools and for schools and districts to self-assess their progress.
- E2SSB 6696 (2010):
  - Use the Index to recognize schools for closing achievement gaps.
  - Use the Index to identify schools in need of improvement, including non-Title I schools.
  - Create a Required Action Process for persistently low achieving schools.
  - Develop an accountability framework.

# Why Revise the Index?

---

Opportunity to:

1. Replace federal accountability system with a coherent, aligned state system to support continuous improvement
2. Fulfill legislative expectations
3. Incorporate student growth data for a fairer representation of school performance
4. Focus on achievement and opportunity gaps

# Current Index

TIER	INDEX RANGE
Exemplary	7.00-5.50
Very Good	5.49-5.00
Good	4.99-4.00
Fair	3.99-2.50
Struggling	2.49-1.00

School Year 2010-2011						
INDICATORS	OUTCOMES					Average
	Reading	Writing	Math	Science	Ext Grad Rate	
Achievement of non-low income students	6	7	5	4	7	5.80
Achievement of low income students	6	6	1	1	2	3.20
Achievement vs. peers	7	7	6	4	4	5.60
Improvement from the previous year	4	4	6	6	1	4.20
<b>Index Scores</b>	<b>5.75</b>	<b>6.00</b>	<b>4.50</b>	<b>3.75</b>	<b>3.50</b>	<b>4.70</b> Good

2010-11 Achievement Gap										
INDICATORS	Reading			Math			Ext Graduation Rate			Average
	Met Std	Peers	Imp	Met Std	Peers	Imp	Met Std	Peers	Imp	
Achievement of Black, Pacific Islander, American Indian/Alaskan Native, Hispanic stds	6	7	7	3	7	7	4	3	1	5.00
Achievement of white and Asian students	7	7	7	4	7	7	6	3		6.12
<b>Achievement Gap</b>										<b>1.12</b>

# Index Revisions

## Will Include

- Percent of students who meet state standards in reading, math, writing, and science
- Graduation Rates
- Student growth
- AMOs by disaggregated subgroup

## May Include

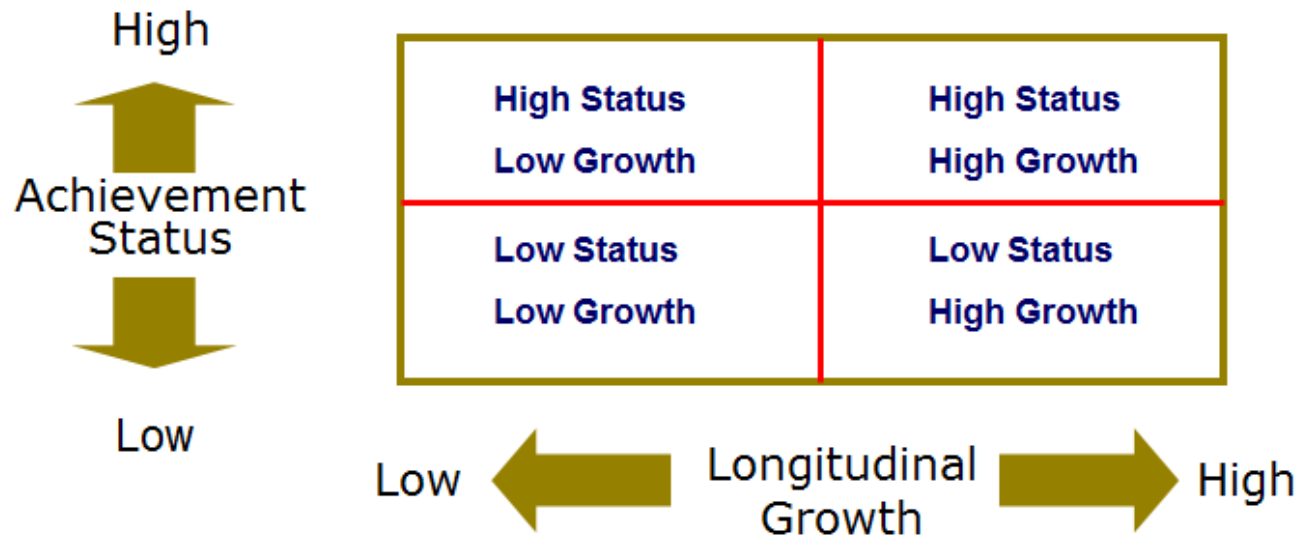
- Workforce and postsecondary readiness indicators
- English Language acquisition
- Improvement over time

## Changes

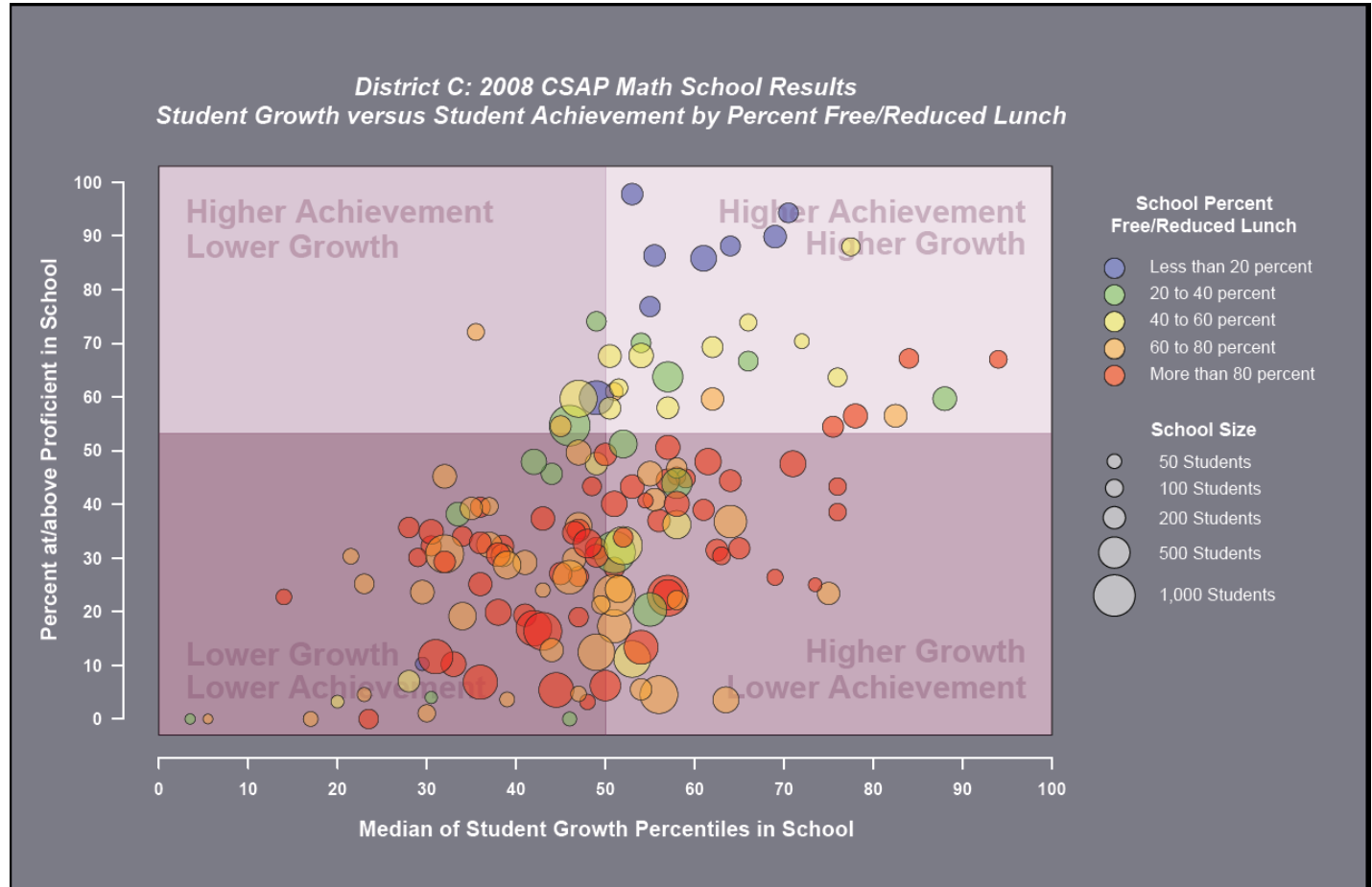
- Peers
- English Language Learner data

# Improving our Evaluation of School Performance

- Our current accountability systems answer the question, “How many students are proficient?”
- Adding student growth lets us answer the question, “How much are the students growing?”



# Student Growth Percentiles



# Achievement and Accountability Workgroup

SBE and OSPI are seeking input from a broad group of stakeholders

Association of WA School Principals	WA Association of School Administrators	WA State School Directors Association
WA Education Association	WA State Parent-Teacher Association	Partnership for Learning
Governor's Office on Indian Affairs	WA State Commission on African American Affairs	WA State Commission on Hispanic Affairs
League of Education Voters	Stand for Children	Workforce Training and Education Coordinating Board
State Board for Community and Technical Colleges	Educational Service Districts	WA Student Achievement Council
Bilingual Education Advisory Committee	Educational Opportunity Gap Oversight Accountability Committee	Special Education Advisory Committee
Department of Early Learning	Governor's Office	WA State Commission on Asian Pacific American Affairs



# AAW Input

---

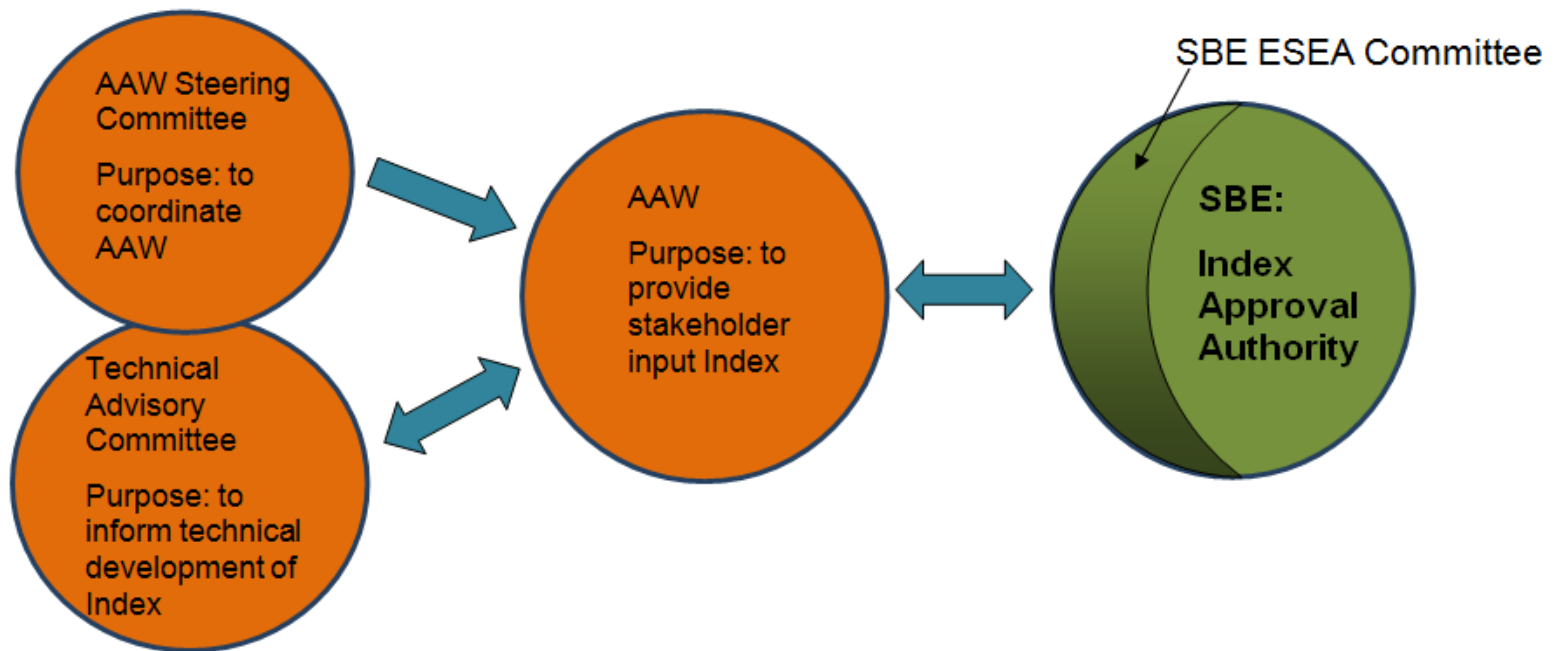
## Phase I: October 2012 – April 2013

- What performance indicators should be included in the revised Index?
- How should the Index measure opportunity and achievement gaps?
- How should performance indicators be weighted, and what targets should be set?

## Phase II: June 2013 – December 2013

- What should a state accountability framework include?
- What state and local models for intervention should be employed?

# AAW Input Process



# Timeline

