

# **An Analysis of Current District Graduation Requirements**

March 13, 2013

Linda Drake, Senior Policy Analyst

# Status Update on District Graduation Requirements

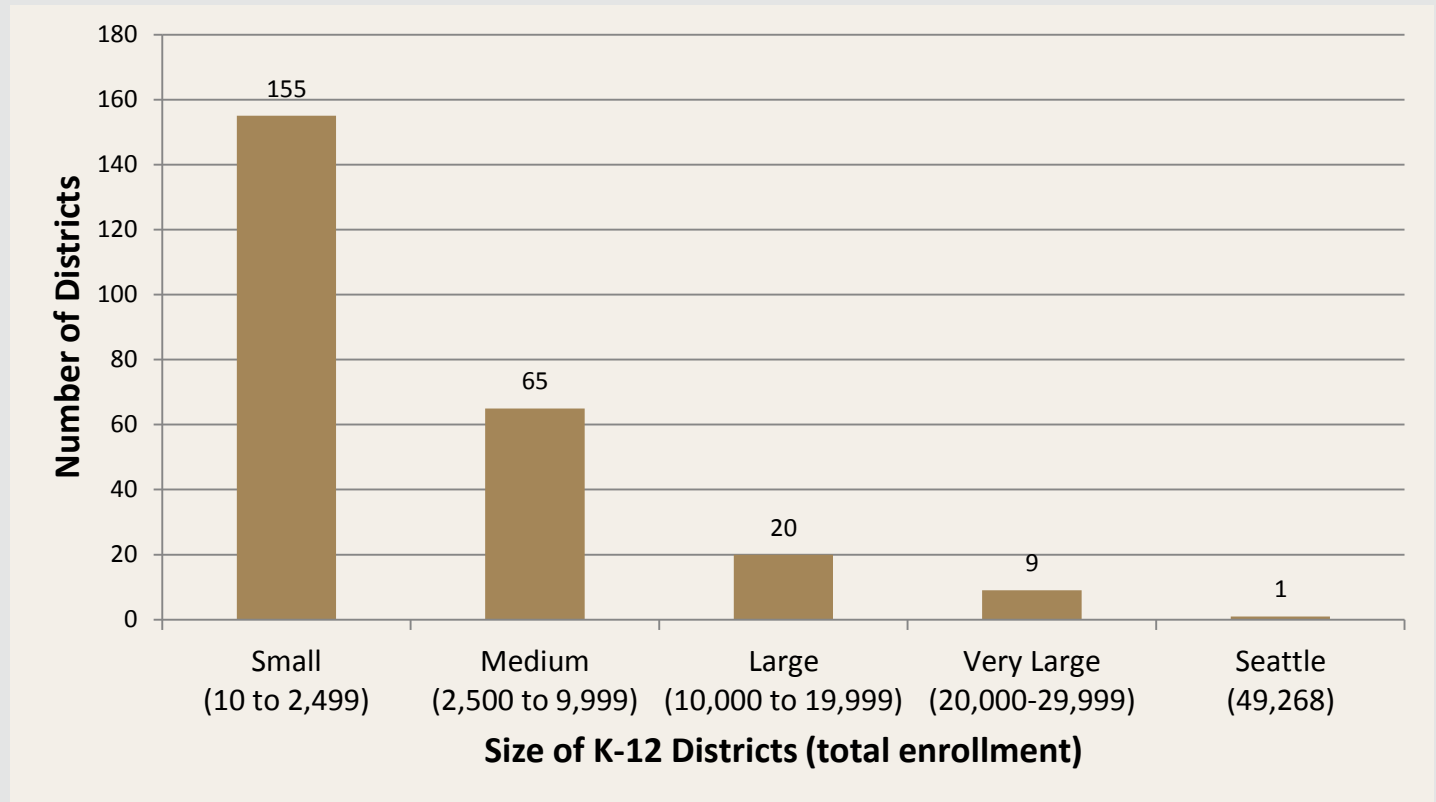
New data on district graduation requirements

- A survey of districts on their 2013 graduation requirements
- Collected with the 2012 Basic Education Compliance form

Analysis of district's current requirements relative to new graduation requirements for

- The Class of 2013
- The Class of 2016
- Proposed changes in HB 1692

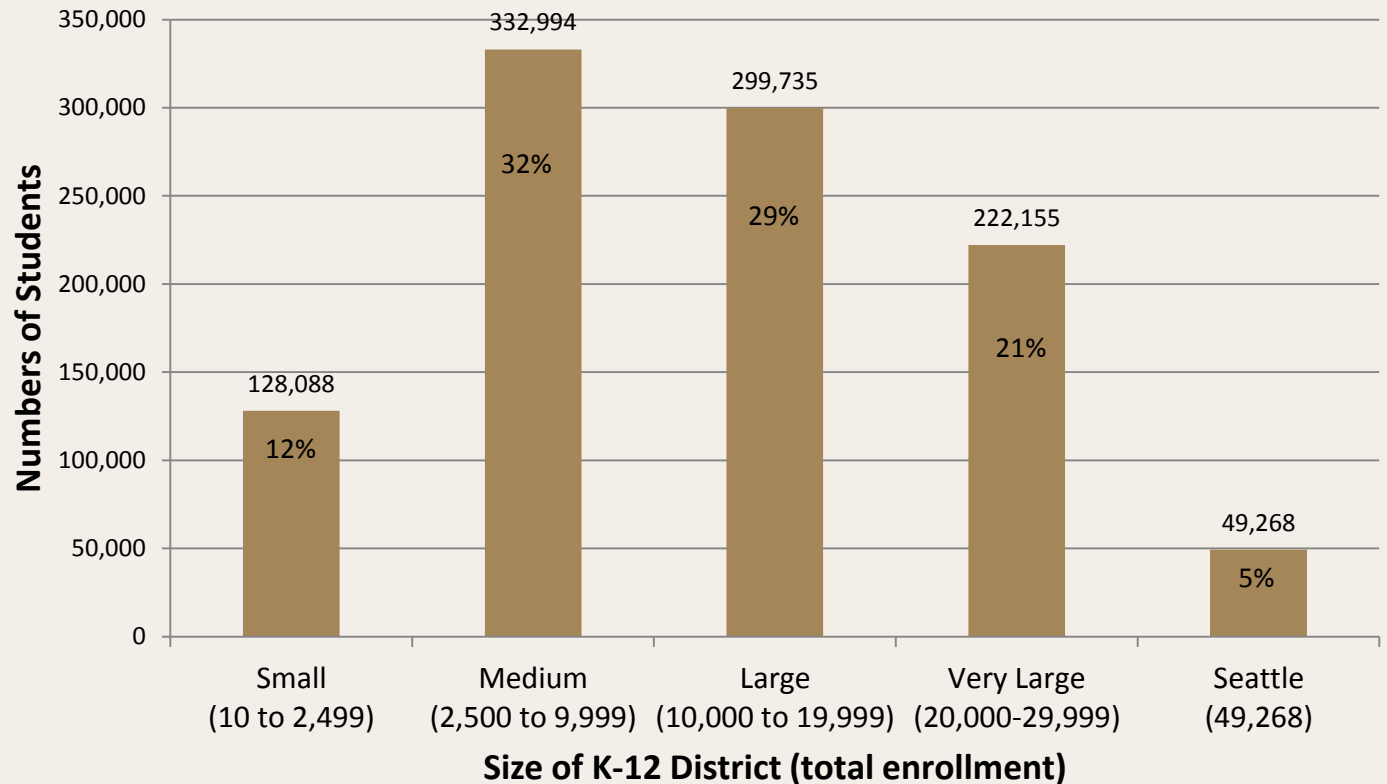
# Size Distribution of Districts



There are a large number of small districts in Washington State. Data represented by percent of districts is skewed toward small districts.

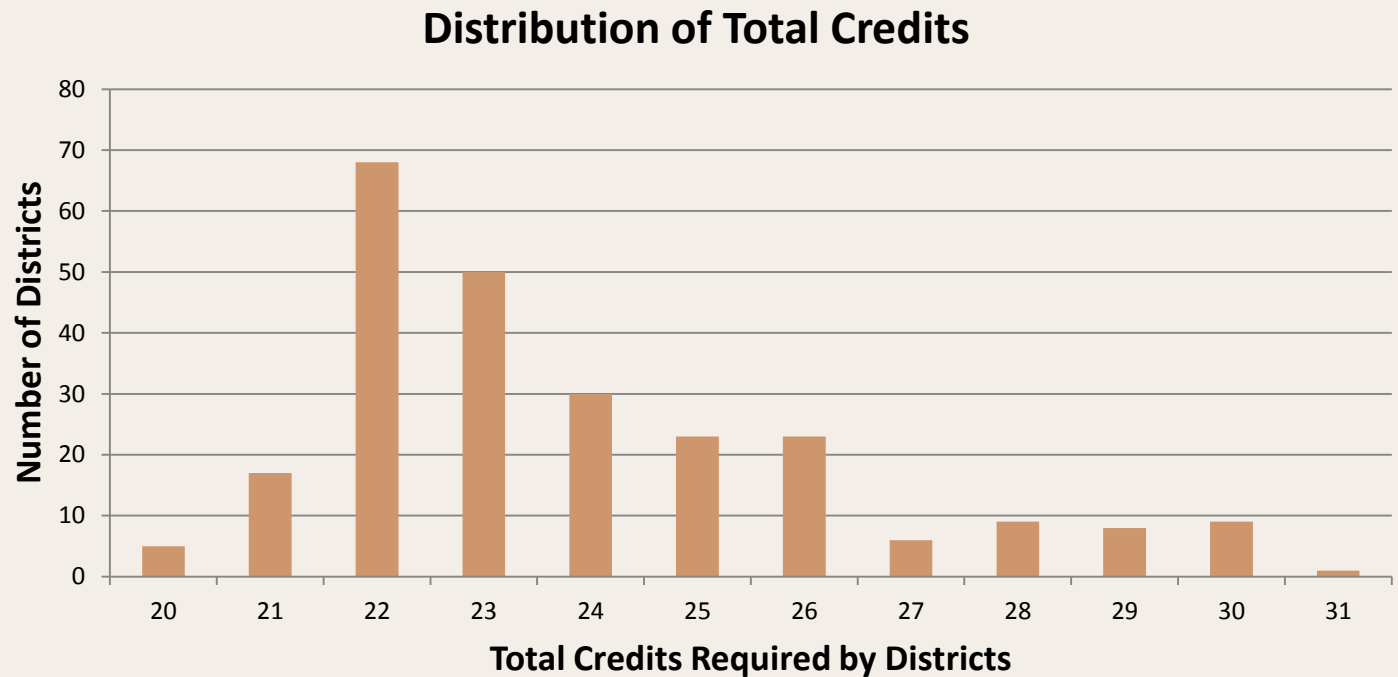
# Distribution of Students by Size of District in Washington

Although there is a preponderance of small districts in the state, most students are enrolled in medium to large districts.






# Total Credits Required by Districts for High School Graduation



Thirty-five percent of seniors take less than a full load of classes (2008 Transcript Study). The 24-credit Career- and College-Ready Graduation Framework of 17 core credits and 7 flexible credits addresses this.



# Total Credits Required by Districts for High School Graduation

- The average number of credits required by districts is 23.8
- 103, or 41% of districts require 24 credits or more to graduate
- 220, or 89% of districts require 22 credits or more
- Large districts, with enrollments over 10,000 students, require 21 to 23 credits; Seattle requires 21 credits for graduation
- Smaller districts vary widely between 20 and 31 credits
- 2 small districts, Inchelium and Valley, meet the Career- and College-Ready Graduation Requirements

# Update on Recent Graduation Requirement Changes

16% of Districts have not yet matched their graduation requirements to the state requirements for the Class of 2016

Subject	College- and Career-Ready Graduation Requirements (for Class of 2016)	Percent of Districts Currently Meeting or Exceeding these Requirements	Percent of Districts Requesting 2-year Extensions (to Class of 2018)
English	4	84 %	8 %
Social Studies	3	84 %	8 %
Math	3 (adopted for the Class of 2013)	100 %	(no extension was offered for the increase in the math graduation requirement, adopted for the Class of 2013)

Survey of graduation requirements collected with 2012 Basic Education Compliance form

3 credits of math were adopted for the Class of 2013\*; 4 credits of English and 3 credits of social studies for the Class of 2016.

\*2SHB 1906 directed the SBE to amend graduation requirements to include 3 credits of mathematics and specify the content




# Update on Graduation Requirements in World Language, Science and Arts

Subject	Requirements for Class of 2016	College- and Career-Ready Graduation Requirements	Percent of students who meet Career- and College-Ready Requirements, 2008 SBE Transcript Study
World Language	0	2	69.5 %
Science	2 (including 1 lab credit)	3 (including 2 lab credits)	54.6 %
Arts	1	2	39.7 %

In the College- and Career-Ready Graduation Requirement Framework, 2 credits of world language and 1 credit of arts are flexible credits; science is part of the 17 core credits of the 24-credit framework.





## A Closer Look at Science

- 46 districts (19% of districts) require 3 credits of science
- 3 districts (1% of all districts) require 4 credits of science: Chewelah, Mount Baker, and Valley
- Nearly 83,000 students are enrolled in districts that require 3 or more credits of science, which comprises 8% of students statewide
- 1,692 is the average size of districts that require 3 or 4 credits of science
- The largest district to require 3 credits of science is Kent School Districts, with a total enrollment 27,091 in 2011-2012, and the smallest district to require 3 credits is Skykomish, with an total enrollment of 46

# Does Requiring 3 Credits of Science Affect Graduation Rates?

On average for 2011, districts that require 3 or more credits of science have a slightly higher graduation rate than districts that require only 2 credits of science:

- The 4 year graduation rate for districts that have 3 or 4 credits of science averages 82.8%
- The average of districts that require 2 credits of science is 80.9%

# Summary

Districts appear on-track to match district requirements to meet at least the state minimum graduation requirements for the Class of 2016

Two year extensions are being used by districts

Many of districts are already requiring a total of 22 credits or more

Implementing an additional credit of science as a graduation requirement may be challenging for districts, but some districts, both large and small, have made it work