

# State Board of Education District Overview

Kennewick School District

May 7, 2014

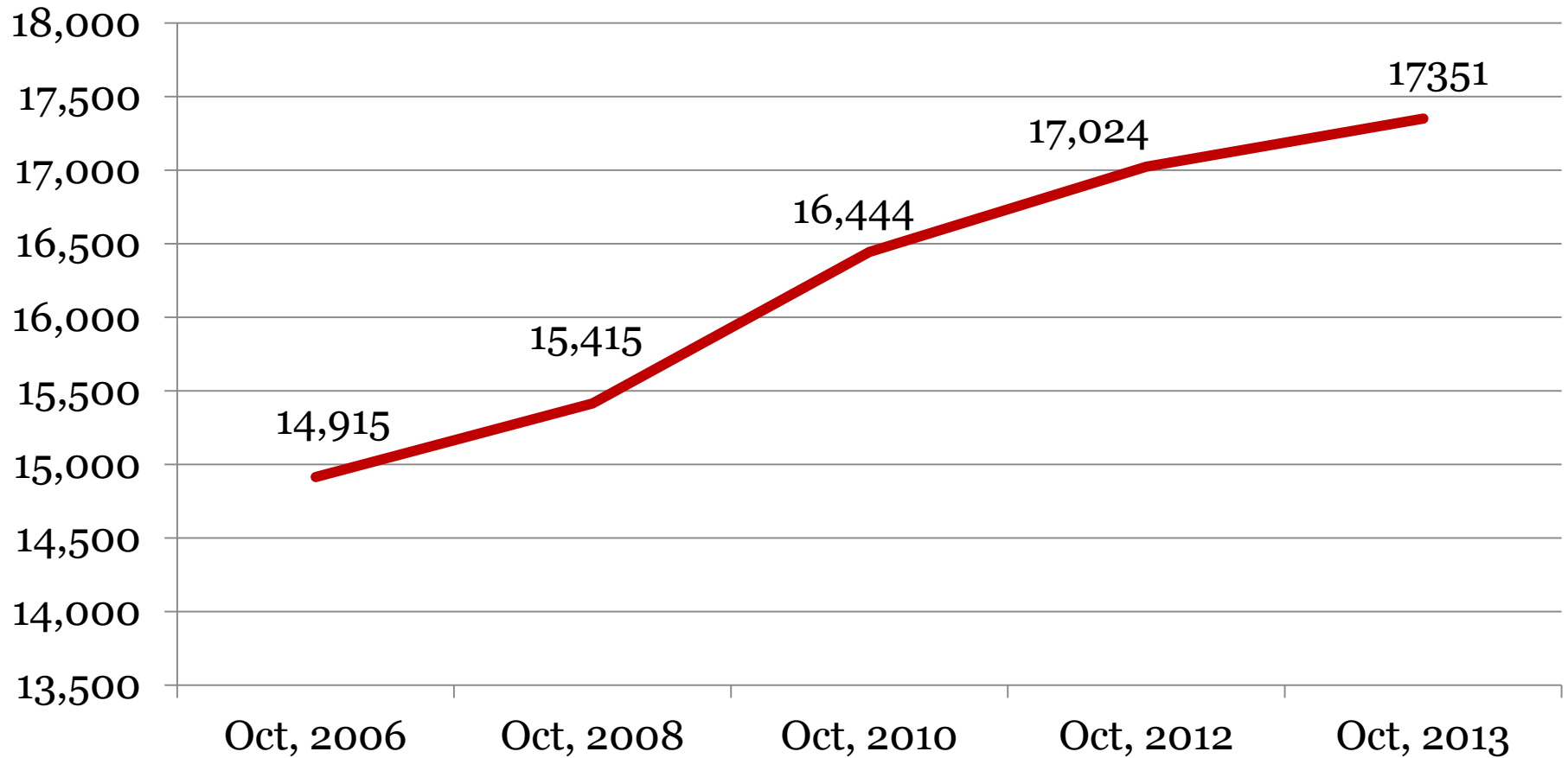
# Major Goals and Focus

- Safety – Student and Staff
- Academic Achievement
  - Kindergarten Readiness
  - Third grade Reading
  - Eighth Grade Algebra
  - Annual Growth and Catch Up Growth
  - High School Graduation
- Professional Development
  - (TPEP, Common Core State Standards Math /ELA, SBAC, Curriculum Adoption Implementation, Intervention Programs)
- Financial Stability

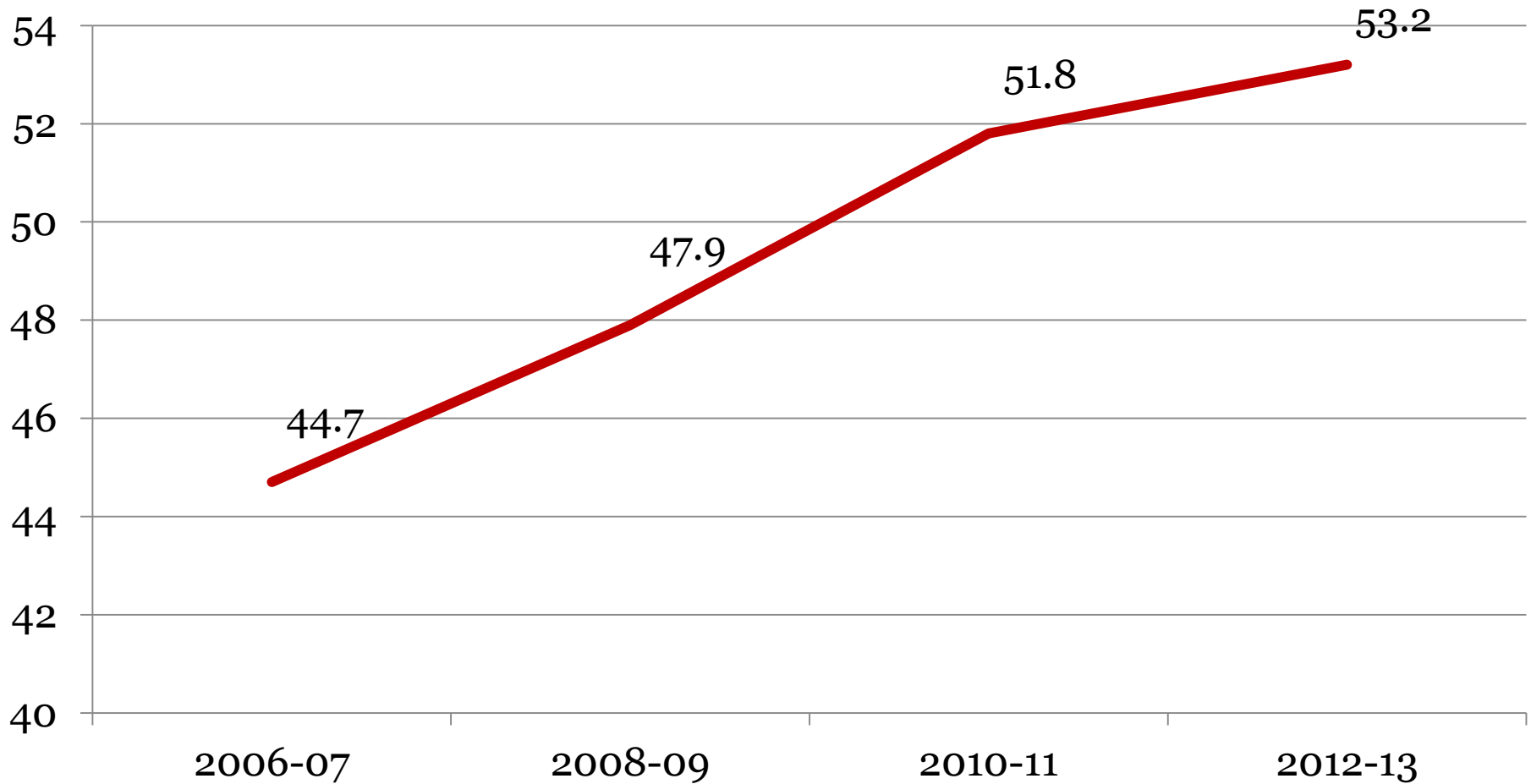
# Kennewick School District

- Elementary Schools – 14
  - Amistad, Canyon View, Cascade, Southgate, Eastgate, Edison, Hawthorne, Lincoln, Ridgeview, Southgate, Sunset View, Vista, Washington, Westgate
- Middle Schools – 4
  - Desert Hills, Highlands, Horse Heaven Hills, Park
- Comprehensive High Schools – 3
  - Kamiakin, Kennewick, Southridge
- Specialty Schools – 5
  - Tri-Tech, Delta HS, Legacy HS/Legacy On-Line HS, Phoenix HS, Mid-Columbia Partnership (MCP)

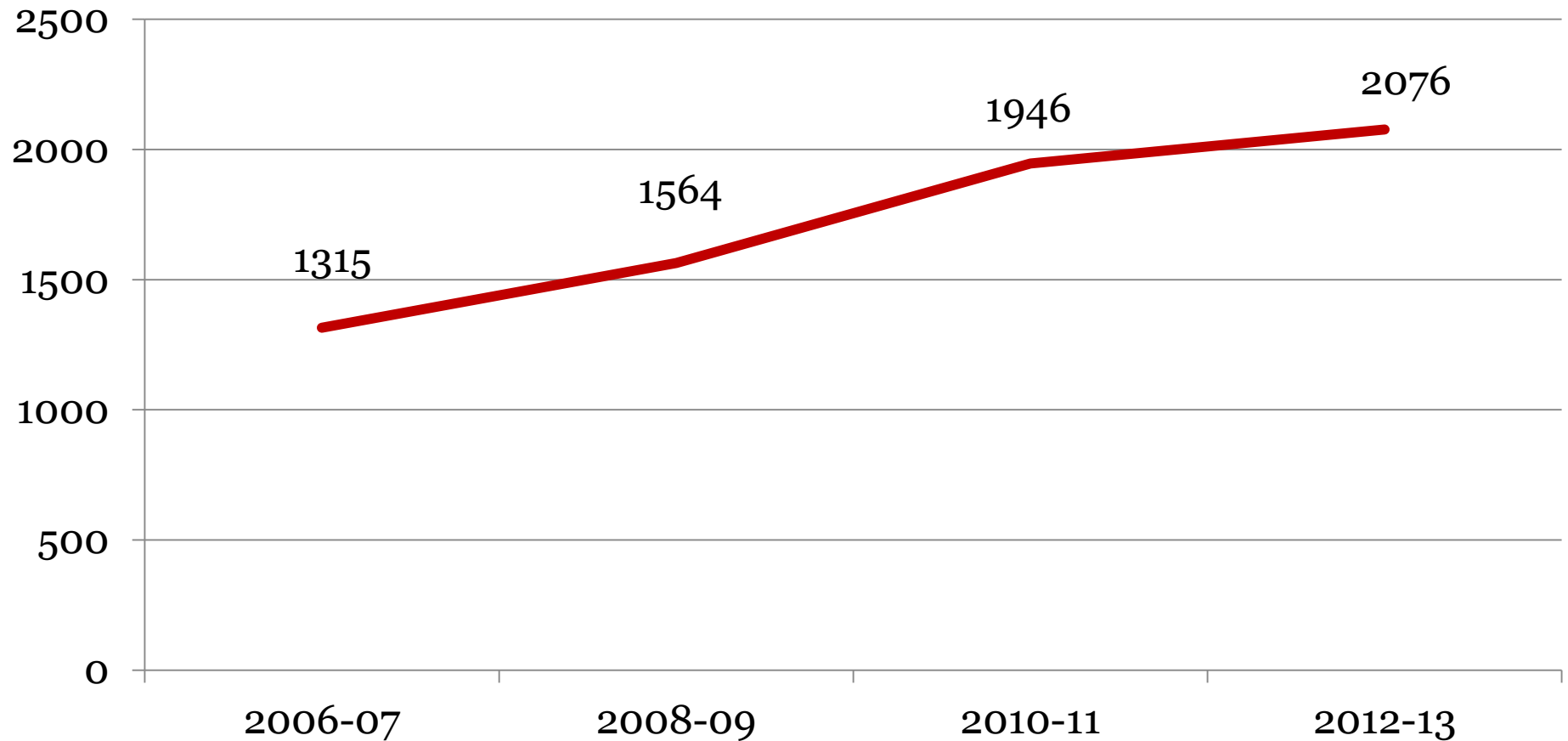
# District Population Growth



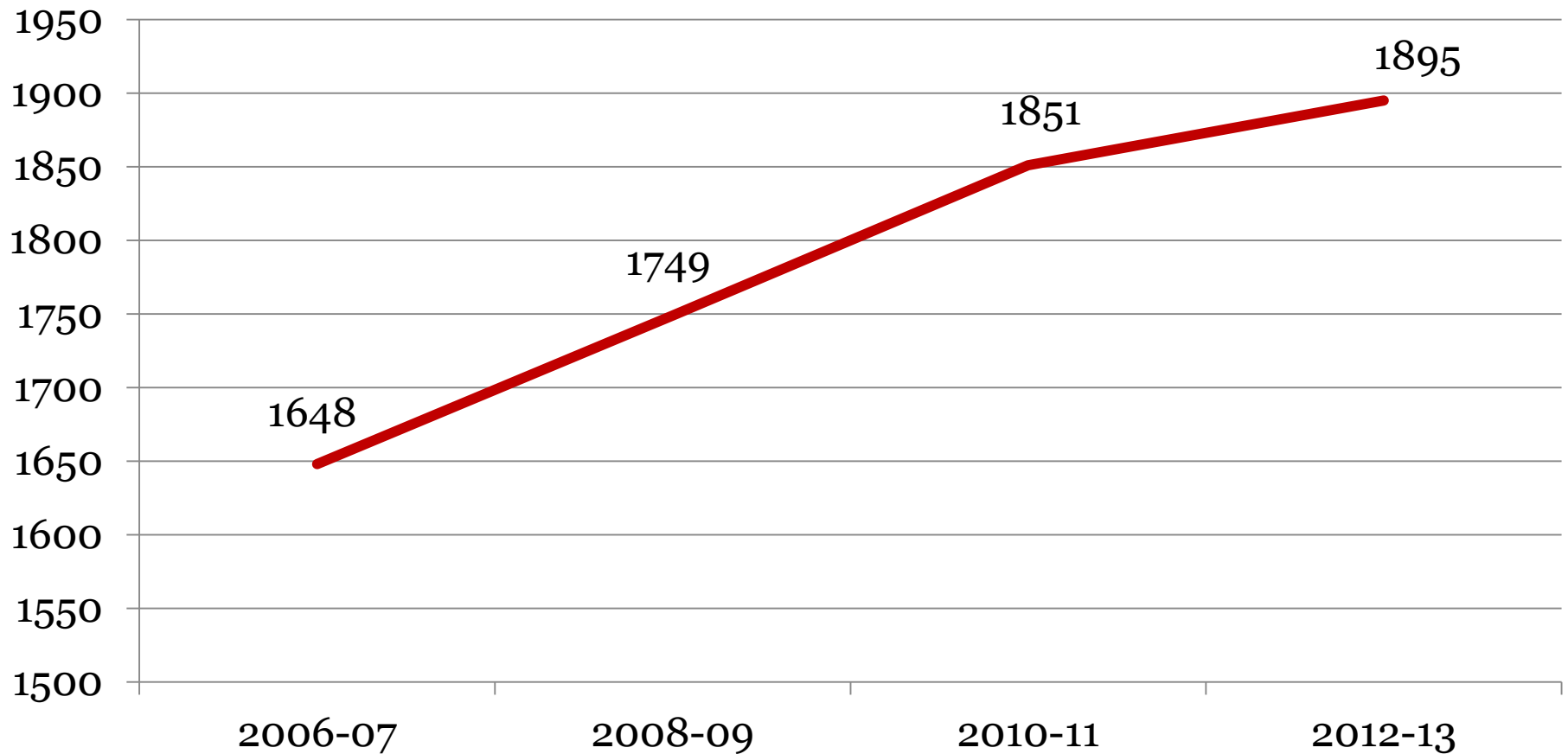
# Free and Reduced Lunch Percentage



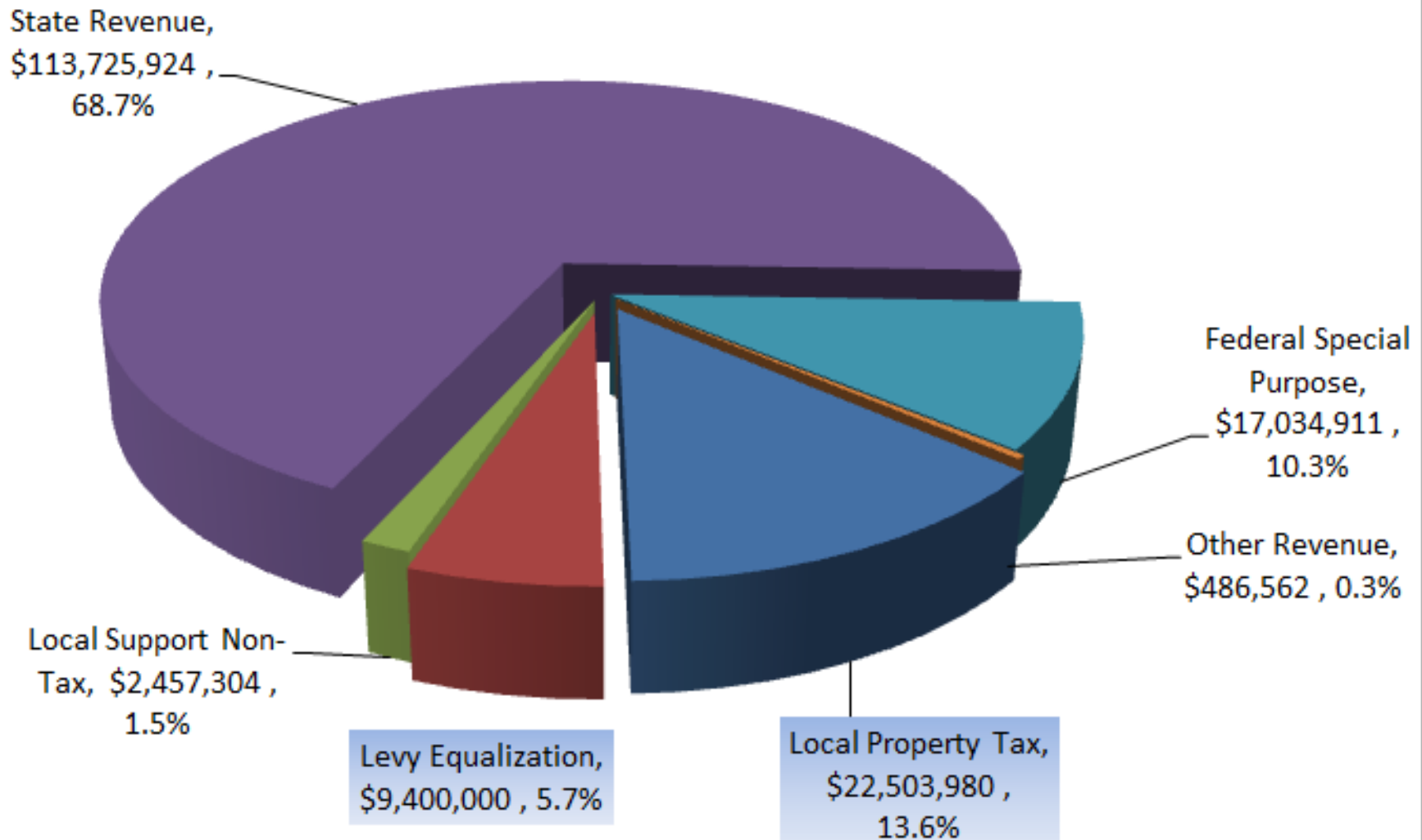
# Bi-Lingual Population



# Special Education Population

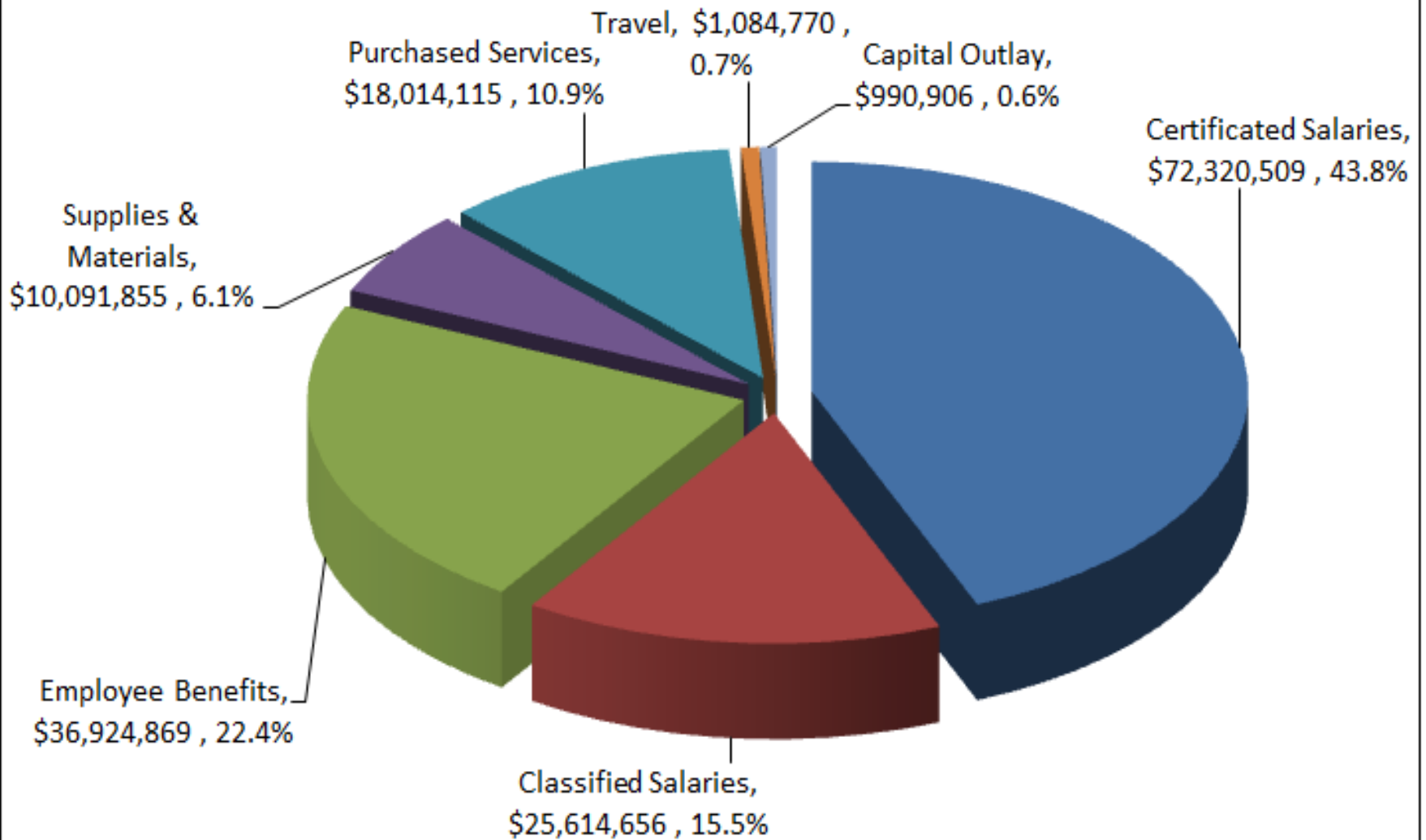


## Revenue Budget 13-14: \$165,608,681

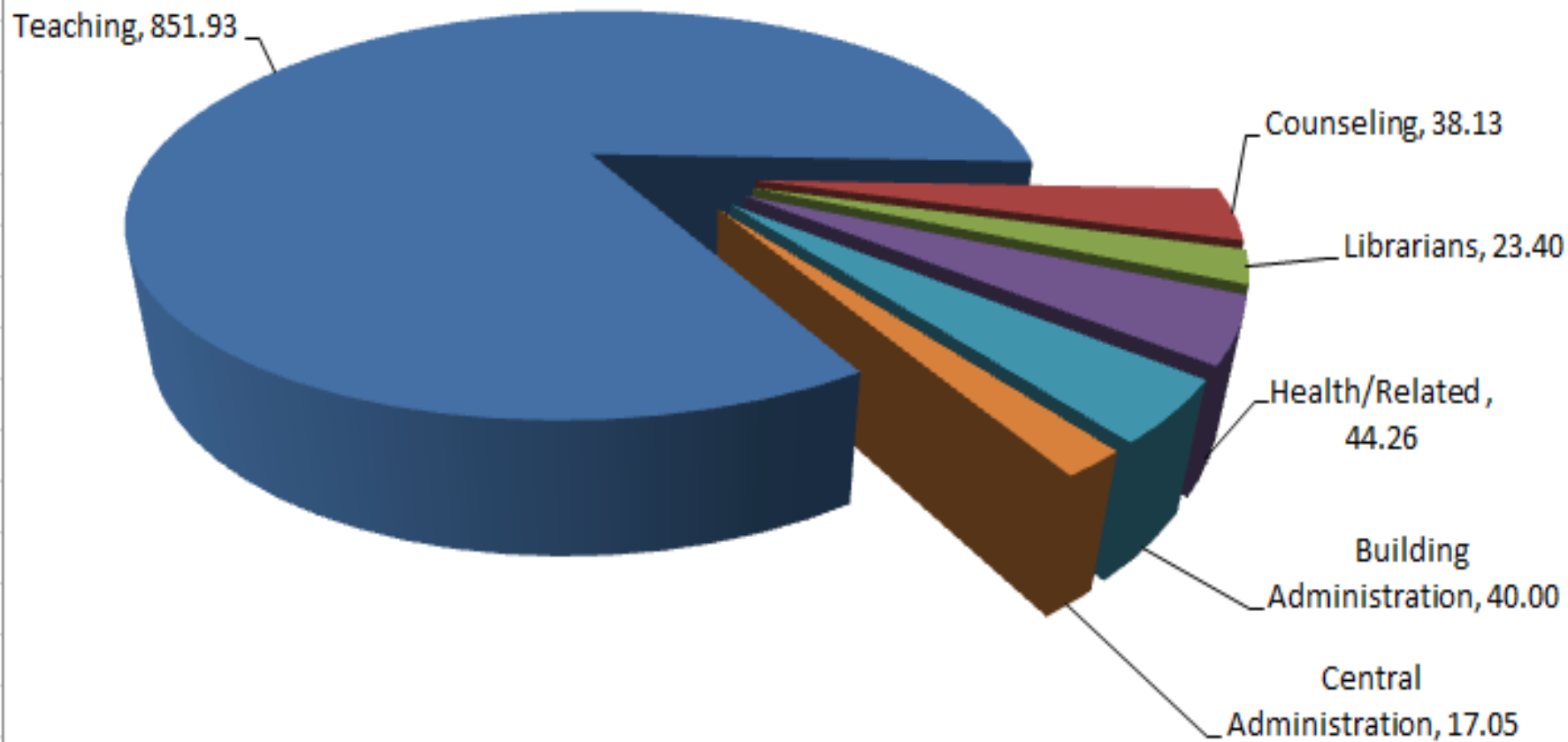




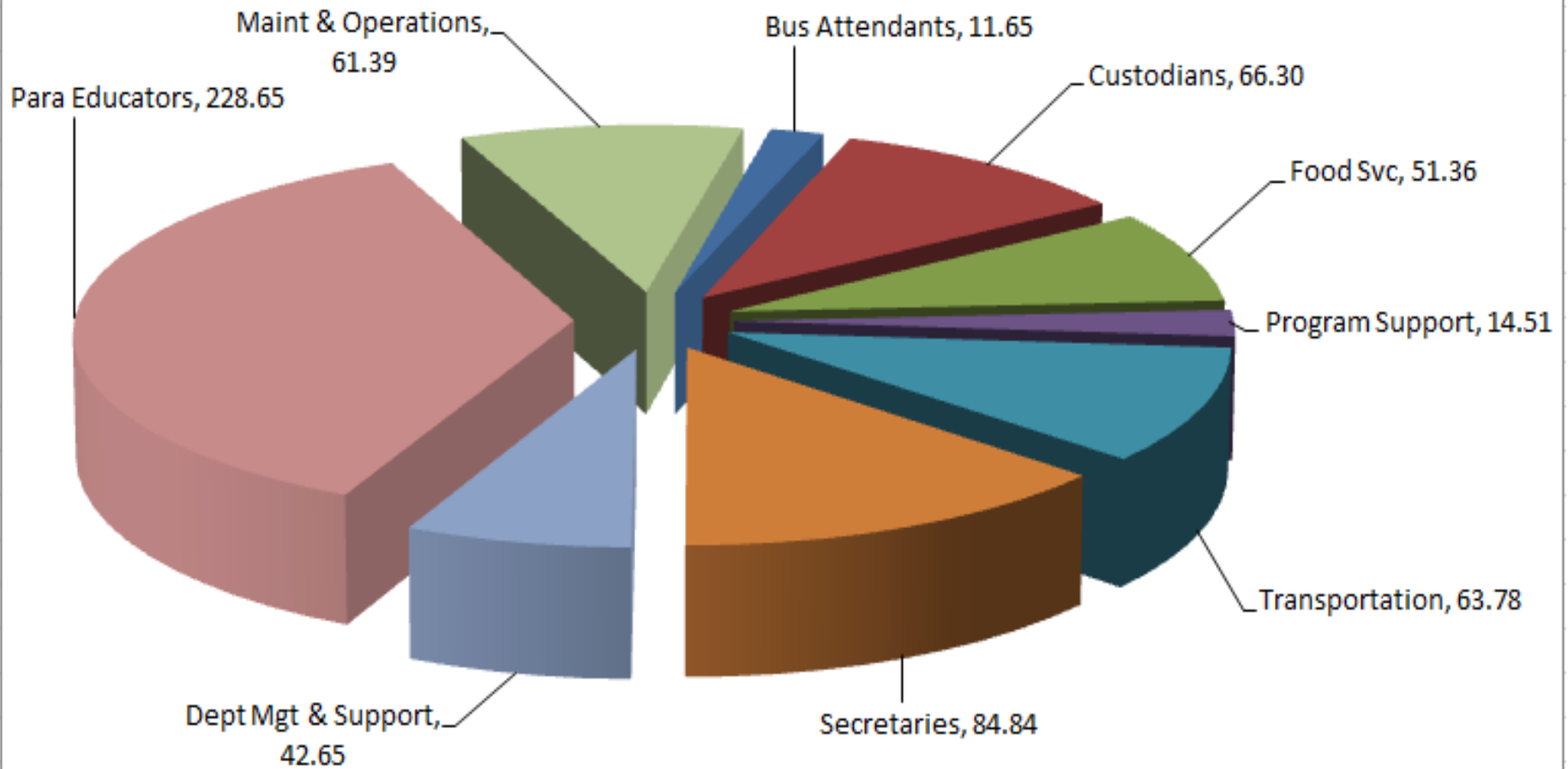
## Expenditure Budget 13-14: \$165,041,680



## 13-14 Budgeted Full Time Equivalent (FTE) Certificated Staffing: 1,014.77



## 13-14 Budgeted Full Time Equivalent (FTE) Classified Staffing: 625.13



**KSD Free / Reduced Lunch Percentage  
2005 – 2013 – SPRING Data**

	<b><u>2005</u></b>	<b><u>2013</u></b>
<b>State</b>	<b>35.9%</b>	<b>46.1%</b>
<b>District</b>	<b>34.7%</b>	<b>53.2%</b>

<b><u>ELEMENTARY SCHOOLS</u></b>		
<b>Amistad</b>	<b>72%</b>	<b>97%</b>
<b>Cottonwood</b>	<b>-</b>	<b>13%</b>
<b>Lincoln</b>	<b>31%</b>	<b>55%</b>

<b><u>MIDDLE SCHOOLS</u></b>		
<b>Desert Hills</b>	<b>14%</b>	<b>25%</b>
<b>Park</b>	<b>63%</b>	<b>85%</b>

<b><u>HIGH SCHOOLS</u></b>		
<b>Kamiakin</b>	<b>14%</b>	<b>31%</b>
<b>Kennewick</b>	<b>39%</b>	<b>66%</b>

# Kindergarten Reading Assessment - Fall 2013

Percentage of Students Scoring 30 points or more

<u>School</u>	<b>&gt;=30</b>	<b>&lt;30</b>	<b>Free/Reduced %</b>
<b>Amistad</b>	<b>23%</b>	<b>77%</b>	<b>97%</b>
<b>Cottonwood</b>	<b>89%</b>	<b>11%</b>	<b>13%</b>
<b>Lincoln</b>	<b>71%</b>	<b>29%</b>	<b>57%</b>
<b>Grand Total</b>	<b>52%</b>	<b>48%</b>	<b>56%</b>

# Challenges

- State, Federal, and Local Funding
- Changing Legislative Priorities
- Race to the Top Waiver Implications
- Increasing Population of Second Language Learners
- Increasing Poverty
- Implementing TPEP
- Implementing Common Core / SBAC

# School Visitations

A decorative graphic consisting of a solid teal horizontal bar that transitions into a white background. On the right side, there are several horizontal lines of varying lengths and colors (teal and white) that create a layered, stepped effect.

# School Visitations

- Park Middle School (Oct 2013 data)
  - Population – 860 students
  - Free / Reduced Lunch – 88.7%
  - Bilingual – 20.3%
  - Migrant – 24.8%
  - Hispanic – 53%, White – 39%, Asian 7%
  - Title I school



# School Visitations

- Park Middle School
  - **Designated a Focus School** (Subgroup performance for Reading/Math for 3 years)
    - Students with Disabilities
    - English Language Learners
  - Continuing as a Focus School for 2014-15
  - Principal Kevin Pierce will be sharing what he and his leadership team are doing to improve student academic performance at Park Middle School.

# School Visitations

- Phoenix High School
  - Population – 60 students (will grow to 80 next year)
  - Free / Reduced Lunch – 60%
  - Launched in 2007 as part of a Gates Foundation grant focused on developing small schools to meet the needs of struggling students.
  - New permanent facility opened August 2013.
  - Choice School – Students must apply and be accepted to attend.
  - Focus is on serving students who have struggled in other high school settings and are generally not on target to graduate in four years.

# School Visitations

- Phoenix High School
  - Project Based Learning Environment
    - All students have their own cubicle and computer work station.
    - Students complete projects for which they earn credit across multiple disciplines.
    - Math is handled via Apex on-line math curriculum.
  - 5 Year Cohort Graduation Rate = 61.1%
  - Lead Teacher Jill Mulhausen will share how Phoenix tries to help students get to graduation.

# School Visitations

- Southgate Elementary School
  - Population – 530 students
  - Free / Reduced Lunch – 42%
  - Bilingual – 5%
  - Migrant – 2%
  - White–77%, Hispanic–16%, Asian-3%, Black–2%

# School Visitations

- Southgate Elementary School
  - Washington Achievement Award winner
    - 2012 – Closing Achievement Gaps, Science
    - 2013 – Reading Growth
  - Reading Curriculum – *Imagine It*
  - Intervention Curriculum – *Reading Mastery*
  - Response to Intervention model
  - Principal Dr. Bob Smart will share how Southgate has organized to meet the needs of every student.

**QUESTIONS?**