

Additional Indicators of Educational System Health



**JULIA SULIMAN,
POLICY ANALYST**

SEPTEMBER 10, 2014



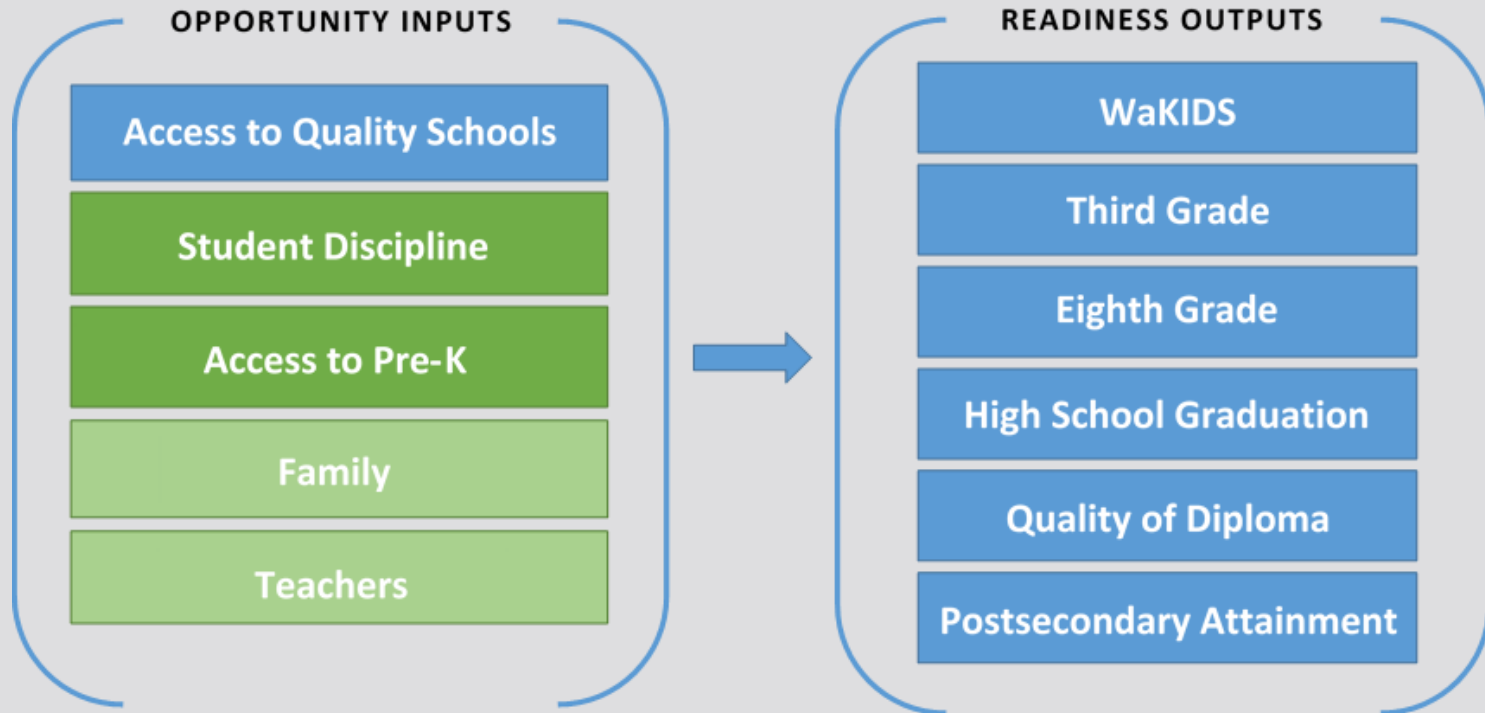
Guiding Questions






1. What does a healthy system look like, beyond the current indicators?
 - a. What aligns with the SBE strategic plan?
 - b. What does the Legislature need to focus on?
2. How would these potential indicators look in a healthy system?
3. If not meeting goal, what kind of policy changes or system reforms might be suggested?



Educational System Inputs and Outputs



-  2013 Proposed Indicators
-  Proposed Additional (*data available*)
-  Proposed Additional (*data TBD*)



Potential Additional Indicators



New

- Student Discipline
- Access to Pre-Kindergarten
- Teacher Related
- Family Related

Revised

- Language Acquisition
- Growth



Student Discipline

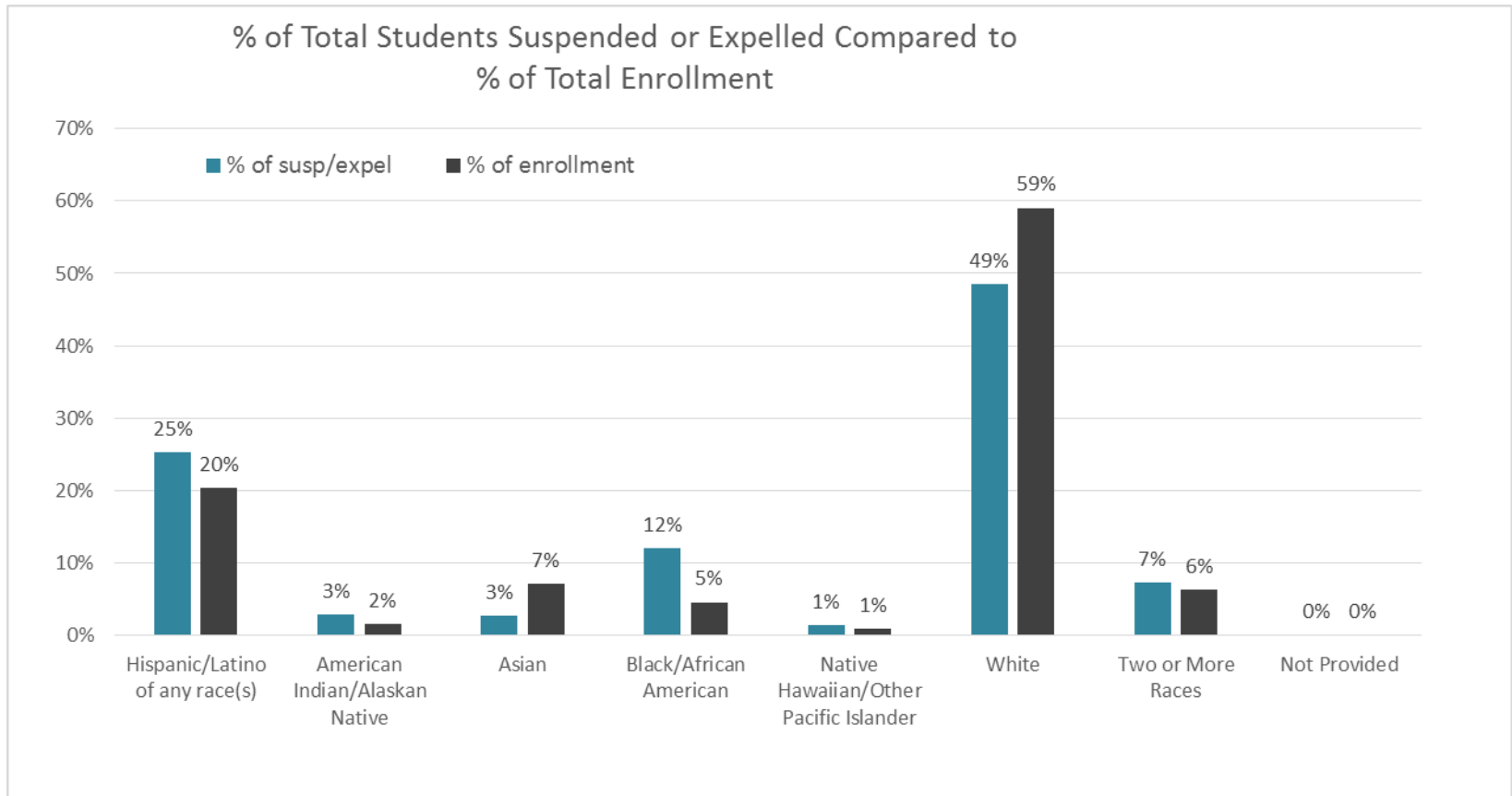


- Multiple areas of consideration for indicators
 - ✦ Negative impact on student achievement
 - Total # of exclusions
 - # of days missed
 - ✦ Disproportionality
 - ✦ Positive climates
 - Alternative interventions
 - ✦ Due process
 - Petitions for readmission submitted and granted
 - Students requesting hearings

Recommended Indicator: Proportionality of exclusions to enrollment and number of days lost



Discipline Disproportionality (2012-2013)



Access to Pre-K



- Impacts student's readiness to enter school
 - ✦ Could improve performance on WaKIDS indicator

Recommended Indicator: Percentage of 3 & 4 year olds enrolled in Pre-K in Washington and compared nationally



Family-Related



- Parental educational attainment
 - ✦ Impacts readiness to learn
 - ✦ Potential predictor of student's academic attainment

Potential Indicator: Percentage of children in families where head of household does not have high school diploma

- Parent engagement
 - ✦ Expectations and engagement can impact student motivation, persistence, and achievement

Potential Indicator: Based on survey



Teacher-Related



- Teachers are largest in-school factor that impacts student achievement
 - ✦ Quality and distribution of teachers
 - ✦ Human capital pipeline

Potential Indicator: Distribution of quality teachers (based on TPEP)

Potential Indicator: Percent of students with teacher outside of endorsement (PESB developing data)

Potential Indicator: Candidate pool alignment with system need (PESB developing market analysis)



Language Acquisition



- In previous 5491 report, recommended incorporate in 4th (3rd) grade and 8th grade proficiency indicators
 - ✦ % of students in K-3 that transition, % of students in K-8 that transition.

Recommended Revision: Graduation rate of Former ELL students



Adequate Growth



- In previous 5491 report, student growth percentile incorporated into the 8th grade High School Readiness indicator
 - ✦ Not well suited for large population analysis

Recommended Revision: Percentage of students meeting Adequate Growth Percentile in 4th and 6th grade



Staff Recommended Revisions



- **New Indicators:**
 - ✦ Discipline: Disproportionality, number of days lost
 - ✦ Access to Early Childhood Education: Percentage of 3-4 year olds enrolled in Pre-K (part of WaKIDS)
- **Revised Indicators:**
 - ✦ Language Acquisition: Remove from 3rd and 8th grade, include Former ELL graduation rate as sub-indicator in High School Graduation Rate
 - ✦ Adequate Growth: Remove Student Growth Gap from 8th grade, add percentage of students meeting Adequate Growth Percentile in 4th and 6th grade to 8th grade/high school readiness indicator



Resources



- Website: www.SBE.wa.gov
- Blog: washingtonSBE.wordpress.com
- Facebook: www.facebook.com/washingtonSBE
- Twitter: www.twitter.com/wa_SBE
- Email: sbe@sbe.wa.gov
- Phone: 360-725-6025

