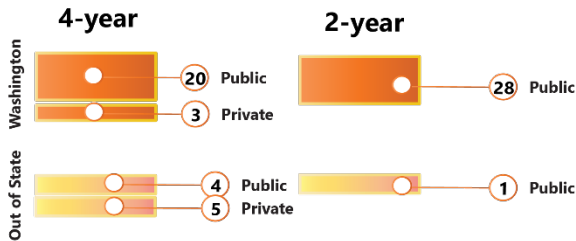
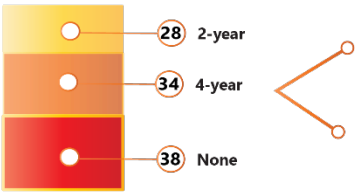
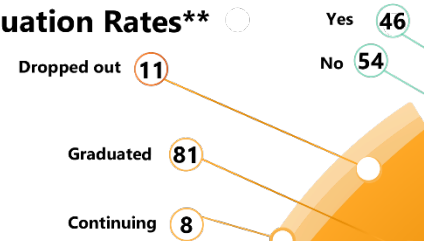


How would the Washington State Education System look with 100 students and 100 teachers?

**High School Graduate Higher Education Enrollment



Class of 2018 Graduation Rates**



FRL Rate



Dual Credit Participation



High School Math Proficient



High School ELA Proficient



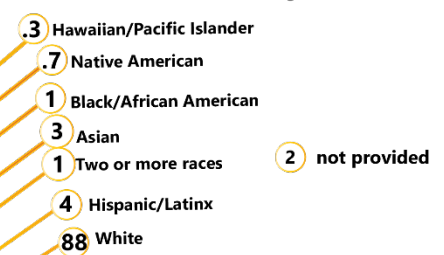
9th Graders On-track



Teacher Experience



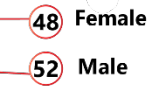
Teacher Race/Ethnicity



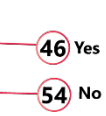
Student Race/Ethnicity



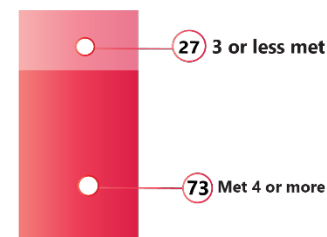
Student Gender



Kindergarten Ready*



*WaKIDS domains met



Regular Attendance



Term	Definition
FRL	Percentage of students in the state who qualify for the Free and Reduced Price Lunch program.
Kindergarten Readiness	The Washington Kindergarten Inventory of Developing Skills (WaKIDS), is an assessment that is administered during the first two months of kindergarten in which teachers observe students across six areas of development and learning; Social-Emotional, Physical, Language, Cognitive, Literacy and Math.
Enrollment	The percentage of students in the state by the seven federal race/ethnicity categories using the first business day in October is used as the enrollment count date for all schools and districts in the state.
Teacher Diversity	The percentage of classroom teachers in the state by the seven federal race/ethnicity categories.
Student Gender	The percentage of students by gender on the first business day in October (enrollment count date) for all Washington schools.
High School Assessments	Student performance in Math, English Language Arts and Science is scored as a level one, two, three or four. Level 3 or 4 scores are counted as meeting standard in that subject area. Level 1 and 2 scores are counted as not meeting standard in that subject area. These results include the Washington Access to Instruction and Measurement (WA-AIM), and Science testing with WCAS started in 2017-18.
High School Graduation	Graduation rate is based on an adjusted cohort of students. The cohort is made up of all students who start 9 th grade in the same year. Students who transfer into or out of a school are added or removed from the cohort. If students stop attending school, they are counted as 'drop outs'. If students have met graduation requirements, they are counted as 'graduates'. If students don't graduate but are still attending, they are considered 'continuing'.
Regular Attendance	Regular attendance is defined as having, on average, less than two absences per month. It doesn't matter if the absences are excused or unexcused. An absence is defined as missing more than half the school day. This measure includes students that were enrolled for at least 90 days at any given school.
9 th Graders On-Track	Ninth graders are considered on-track if they passed all credits they attempted in 9 th grade. This includes first time 9 th graders only and does not include student withdrawal records.
Dual Credit Participation	Dual Credit programs include Running Start, CTE Dual Credit (formerly Tech Prep), College in High School, Advanced Placement, International Baccalaureate, and Cambridge International. The Dual Credit rate is the percent of students completing at least one of these classes. Students can enroll in more than one type of dual credit course.
Post-secondary enrollment in higher education institution	First year enrollment is defined as having an enrollment record at a postsecondary institution at some point in academic year following graduation, which is defined as the summer term immediately following graduation through spring term of the next calendar year.
Type of post-secondary 4-Yr higher education institution	The percentage of students with an enrollment record at a 4-year postsecondary institution at some point in academic year following graduation by public and private and by in state or out of state status.
Teacher Certification Status	The percentage of classroom teachers who hold a full certificate(s) or limited certificate(s). Classroom teachers who hold both a full certificate and limited certificate were only counted as a full certificate holder.
Teacher Education	The percentage of classroom teachers who hold a Master's degree or a higher degree.
Teacher Experience	The percentage of classroom teachers with five years or less or more than five years of teaching experience.